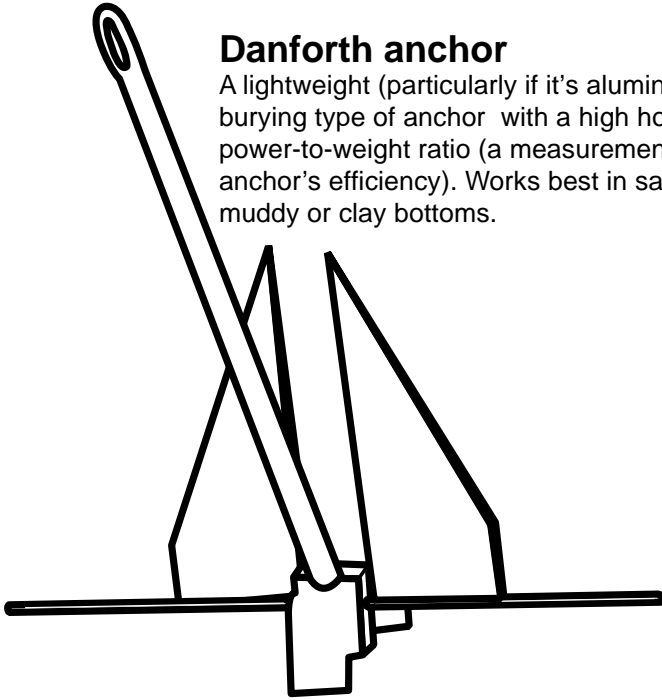


# TYPES OF ANCHORS

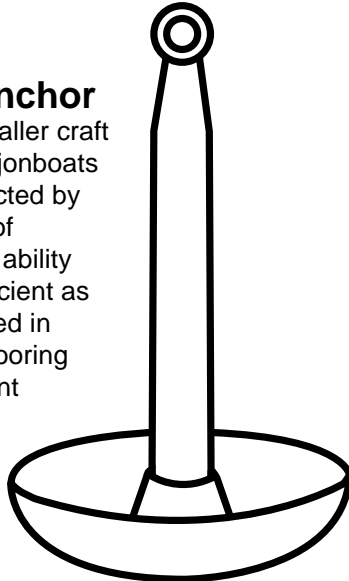
## Danforth anchor

A lightweight (particularly if it's aluminum) burying type of anchor with a high holding-power-to-weight ratio (a measurement of an anchor's efficiency). Works best in sandy, muddy or clay bottoms.



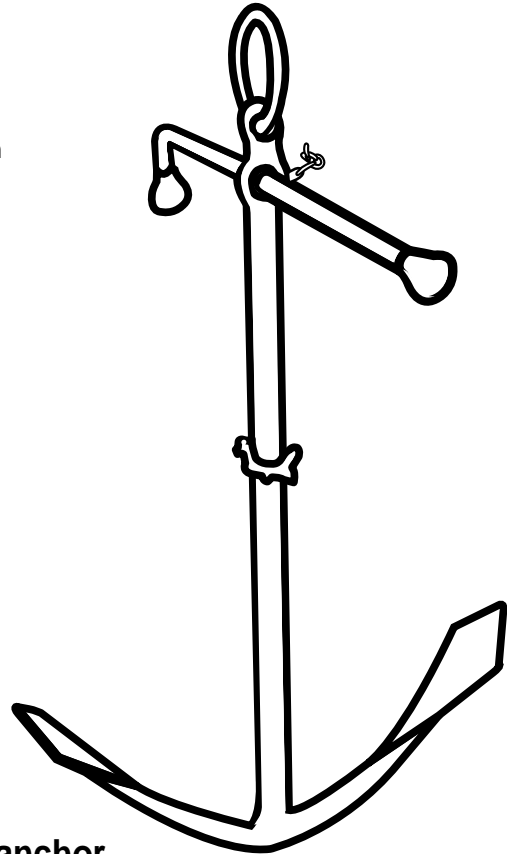
## Mushroom anchor

Mostly used for smaller craft such as rowboats, jonboats or canoes. As depicted by its design, its lack of gripping or burying ability rates it as least efficient as an anchor. Also used in conjunction with mooring buoys for permanent moorings.



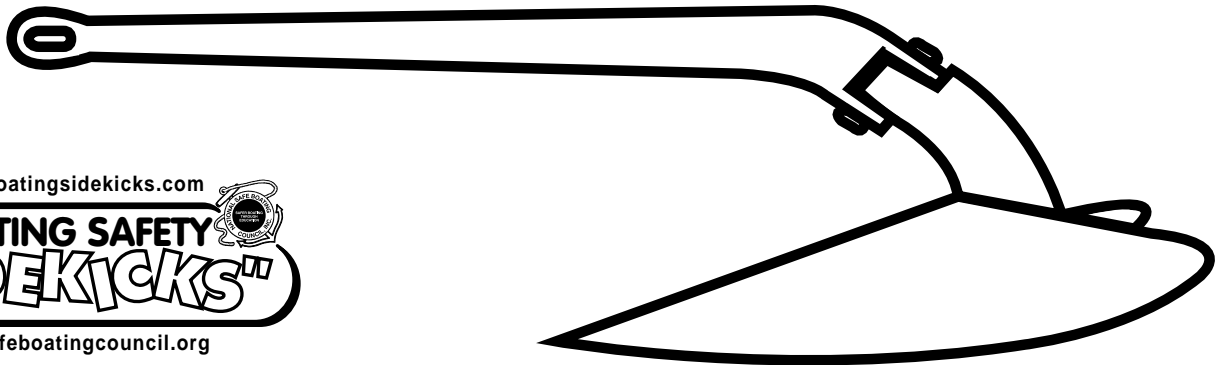
## Kedge anchor

A heavier (when compared to a burying type anchor) anchor that relies on its ability to grip or dig into bottoms. Works best in weedy, grassy or rocky bottoms.



## Plow anchor

An anchor with the ability to be deeply buried into soft bottoms. The pivoting hinge helps the anchor retain its holding power even as the boat changes its direction.



[www.boatingsidekicks.com](http://www.boatingsidekicks.com)



[www.safeboatingcouncil.org](http://www.safeboatingcouncil.org)